


N3 CTP Roof Panel



Product Description

It is a three-indented lateral connected sandwich panel which is produced as pre-painted galvanize steel on top, with CTP on the bottom surface. Roofs with a 10% gradient can be covered. CTP panels are used in the facilities specifically in poultry farms where hygienic requirements are prioritized. Furthermore, it is a product that is mostly used for the facilities which has corrosion risk and for the projects requiring low budget solutions where a mechanical performance is not highly required. In order to facilitate the assembly of the product, tapes can be applied to the CTP part which is left long.

Production Plant

İskenderun

Product Application

- Poultry Farms
 - Industrial Buildings
 - Military Buildings
 - Public Buildings
 - Agricultural Buildings
 - Sports Facilities
 - Construction Site Buildings
 - Silos
 - Hypermarkets
 - Shopping Centers
 - Storehouse Halls
- and all other concrete structures with steel or prefabricated load bearing systems.

Assan Panel reserves the right to change the features of its products. The property rights of third parties must be respected. Acceptance of all orders is based on our current terms of sale and shipping. Users should always consider the latest edition of the Local Product Information Sheet for the relevant product, which can be obtained by contacting Assan Panel.

Performance Advantages

Best heat insulation values.

Fast and problem-free assembly saves both time and labor.

PIR does not keep water within its body and it does not accommodate bacteria and insects.

It has an environmentally friendly core filling.

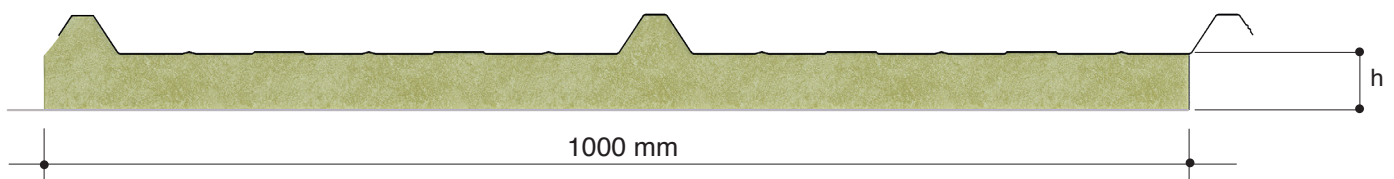
The colorful surface does not require additional coating like plaster or paint.

Color can be selected from the RAL catalogue.

There are surface paint options (Polyester, PvdF, Plastisol, PVC) suitable to the place of use.

Usable as a roof cover for minimum 10% slope

Measurements



h: 40-50 mm

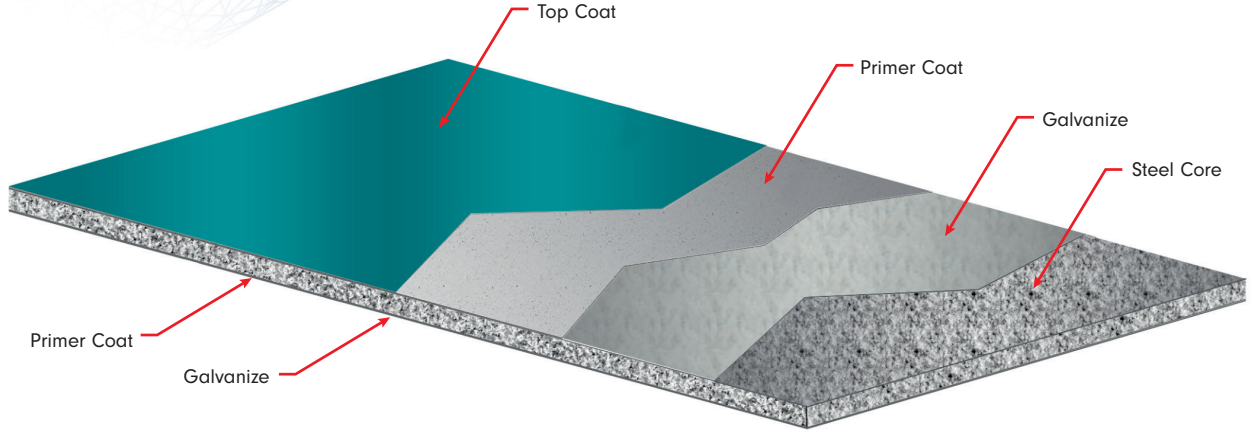
Favourable Width	1000 mm
Minimum Length	3 meters
Maximum Length	9 meters

SmartCore - PIR Elite - PIR



Density (EN 1602)	PIR: 40 (±2) kg/m ³ & SmartCore-PIR Elite: 41 (±2) kg/m ³
Thickness	40-50 mm
Thermal Conductivity (EN 13165)	PIR Elite-PIR: 0,022-0,024 & SmartCore: 0,019 W/mK
Dimensional Stability (EN 13165)	Level DS (TH) 11
Reaction to Fire (EN 13501)	SmartCore-PIR Elite: B-s1,d0 & PIR: B-s2,d0
Water Absorption (EN ISO 354)	2% by volume (168 hrs)
Closed cell rate (EN 14509)	95%
Vapour Diffusion Resistance (EN 12086)	30-100
Heat Resistance	-200 /+110 °C

Metal Surfaces



Surfaces

Type	Prepainted Galvanized Steel
External Facing Thickness	0,50 mm
Thickness Tolerance (EN 10143)	Nominal
Steel Quality (EN 10327)	Dx51 D+Z Prepainted Galvanized Steel (last coat polyester pain ton primer
Paint Type	Polyester, PvdF, Plastisol, PVC

Surfaces

Type	CTP
External Facing Thickness	0,70 mm
Glass amount (TS 1177/ISO 1172)	28,2%
Barcol Hardness (TS EN 59)	> 30-35%
Tensile Strength (ISO547-4/2/2)	54 N/mm ²
Elongation at Break (ISO 547-4/2/2)	2,08%

Thermal Conductivity

Panel Thickness	U Thermal Conductivity (W/m ² K)	R Thermal Conductivity (m ² K/W)	R Thermal Conductivity (ft ² °F h/Btu)
40 mm	0,550	1,818	10,324
50 mm	0,440	2,273	12,905








Tolerans Değerleri

Panel Uzunluğu	Panel Kalınlığı	Panel Örtü Genişliği	Gönyeden Sapma
L≤3000 mm ise ±5 mm, L>3000 mm ise ±10 mm'dir	D≤100 mm ±2 mm	Tüm profiller için ±2 mm	s≤anma örtü kalınlığının (w) %0,6'sı./(En x 0,006)


Standard Package

Thickness (mm)	40	50
Number	20	18

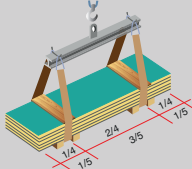
Standard Colour Options

RAL 3009	RAL 5010	RAL 5018	RAL 6021	RAL 7016	RAL 9002	RAL 9006
						


Joint Details




Transportation and Protection of Sandwich Panel



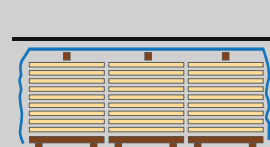
During hoisting take precaution for the sling.




Do not drag panels in a pile, or on the roof purlins. Lift panels from both ends when moving or laying in place.



Panels to be stored on site for long periods should be stacked in covered areas. Wherever possible, always place stacks preferably on wooden wedges, against ground water.



For shorter periods, stacks should be arranged on sloppy areas with a simple scaffolding and polyethilen cover, leaving space for ventilation. Place stacks on a simple wedge.



Do not walk on panels.